

# LandStar series



LS1024S/LS1524S/LS2024S

## SOLAR HOME SYSTEM CONTROLLER

Rated Current: 10A, 15A, 20A

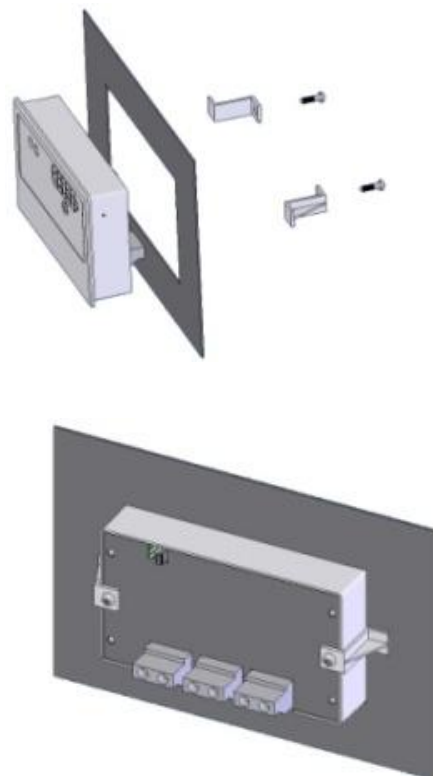
System Voltage: 12/24V Auto Work

Load work mode: manual ON/OFF

All the terminals backwards

LED indicator shows battery level, intuitive and convenient

- Intelligent System Optimum Control
- High efficient Series PWM charging with temperature compensation
- Compact size
- Use MOSFET as electronic switch, without any mechanical switch
- Digital LED menu, only one key choose the battery type
- Load status display
- Gel, Sealed and Flooded battery type option
- Big terminals and big distance between terminals (10A/6 mm<sup>2</sup>, 15A, 20A/10 mm<sup>2</sup>)
- Electronic protection: Overheating, over charging, over discharging, overload, and short circuit
- Reverse polarity protection: Any combination of solar module and battery



## Application :

Designed for small solar power system.

Control the load ON and OFF by manual

★ Surface mounting solar home System



## Model selection:

### **LS1024S 10A 12/24V AUTO**

Ideal for off-grid solar system up to 120W, 12V or 270W, 24V

### **LS1524S15A 12/24V AUTO**

Ideal for off-grid solar system up to 200W, 12V or 400W, 24V

### **LS2024S 20A 12V/24 AUTO**

Ideal for off-grid solar system up to 270W, 12V or 550W, 24V

## Our Advantage:

- ★ Sophisticated R&D has over 20 years research experience's and works in close collaboration with Beihang University
- ★ Professional technical and service team
- ★ Using world top class electronic components; all the components are industrial grade
- ★ High quality products with reasonable price; the failure rate is less than 2 per1000 pcs
- ★ Practical application in more than 120 countries
- ★ Expected 10 years lifetime
- ★ 2 Years warranty

### Electrical parameters

System voltage	12 / 24VDC Auto work	
Battery voltage	6-36V	
Nominal battery current	LS1024S	10A
	LS1524S	15A
	LS2024S	20A
Charge circuit voltage drop	≤0.26V	
Discharge circuit voltage drop	≤0.15V	
Self consumption	≤6mA	

### Battery voltage parameters (TEMPCO -30mV/°C/12V,25°C ref)

Battery charging setting	Gel	Sealed	Flooded
Over voltage disconnect voltage	16V; x2/24V	16V; x2/24V	16V; x2/24V
Charging limit voltage	15.5V;x2/24V	15.5V;x2/24V	15.5V;x2/24V
Equalize charging voltage	—	14.6V;x2/24V	14.8V;x2/24V
Boost charging voltage	14.2V;x2/24V	14.4V;x2/24V	14.6V;x2/24V
Float charging voltage	13.8V;x2/24V	13.8V;x2/24V	13.8V;x2/24V
Boost reconnect charging voltage	13.2V;x2/24V	13.2V;x2/24V	13.2V;x2/24V
Low voltage reconnect charging voltage	12.6V;x2/24V	12.6V;x2/24V	12.6V;x2/24V
Under voltage warning reconnect voltage	12.2V;x2/24V	12.2V;x2/24V	12.2V;x2/24V
Under voltage warning voltage	12V; x2/24V	12V; x2/24V	12V; x2/24V
Low voltage disconnect voltage	11.1V;x2/24V	11.1V;x2/24V	11.1V;x2/24V
Discharging limit voltage	10.8V;x2/24V	10.8V;x2/24V	10.8V;x2/24V
Equalize duration	—	2hours	2 hours
Boost duration	2 hours	2 hours	2 hours

### Environmental parameters

Working temperature	-35°C to +55°C
Storage temperature	-35°C to +80°C
Humidity	10%-90% NC
Enclosure	IP30

### Mechanical parameters

Overall dimension	
Mounting dimension	
Terminal	
Net weight	

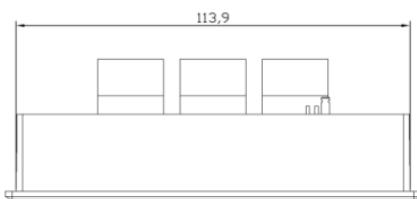
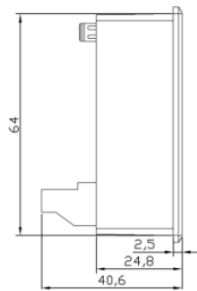
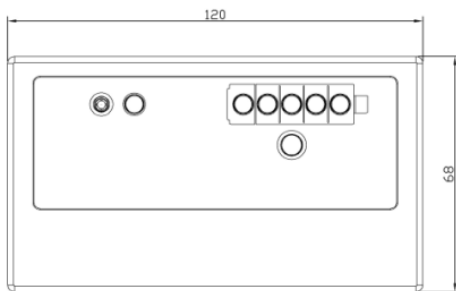
### LS1024S

Overall dimension	120mm x 68mm x 40mm
Mounting dimension	114mm x 64mm
Terminal	6mm <sup>2</sup>
Net weight	0.15kg

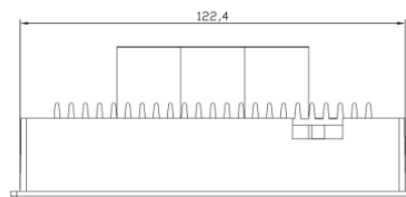
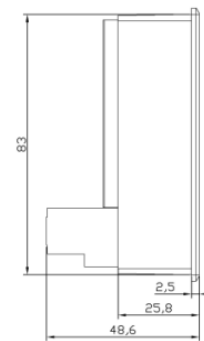
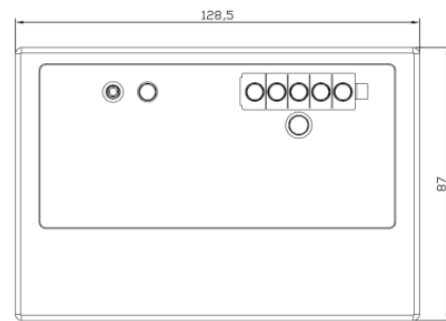
### LS1524S/ LS2024S

Overall dimension	128mm x 87mm x 48mm
Mounting dimension	122mm x 83mm
Terminal	10mm <sup>2</sup>
Net weight	0.25kg

## Mechanical Dimension



**LS1024S**



**LS1524S /LS2024S**